


# IT JOB TRENDS

NC IT JOB POSTINGS JANUARY 2022

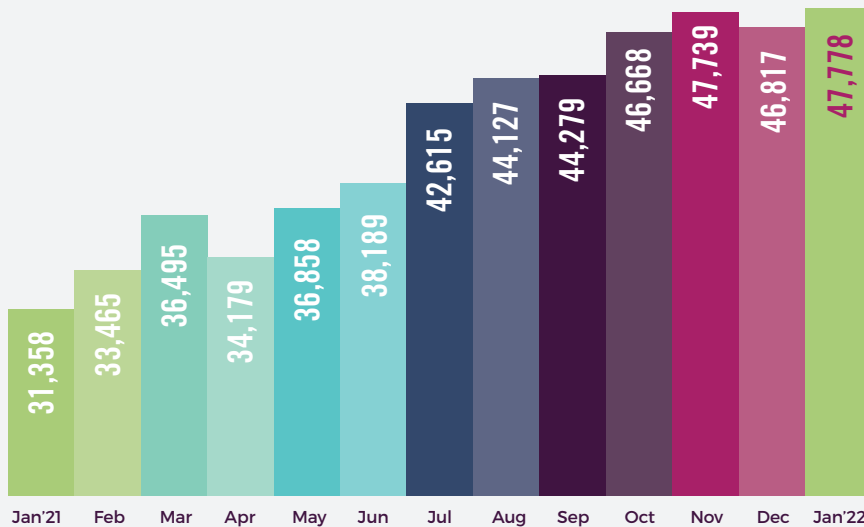
## TOP 10 Job Titles

Job Titles
Software Engineer
Senior Software Engineer
Project Manager
Data Engineer
Devops Engineer
Senior Data Engineer
Java Developer
Senior Analyst
Software Developer
Network Engineer

## NC vs US JOB POSTINGS / JANUARY 2022



TOP JOB POSTINGS / PAST 13 MONTHS



\*Ongoing data updates/revisions may cause fluctuation in job numbers contained in previous monthly reports

Report produced by the NC TECH Association / 919-856-0393 / [nctech.org](http://nctech.org)

Data source: Gartner TalentNeuron

## NC MSAs


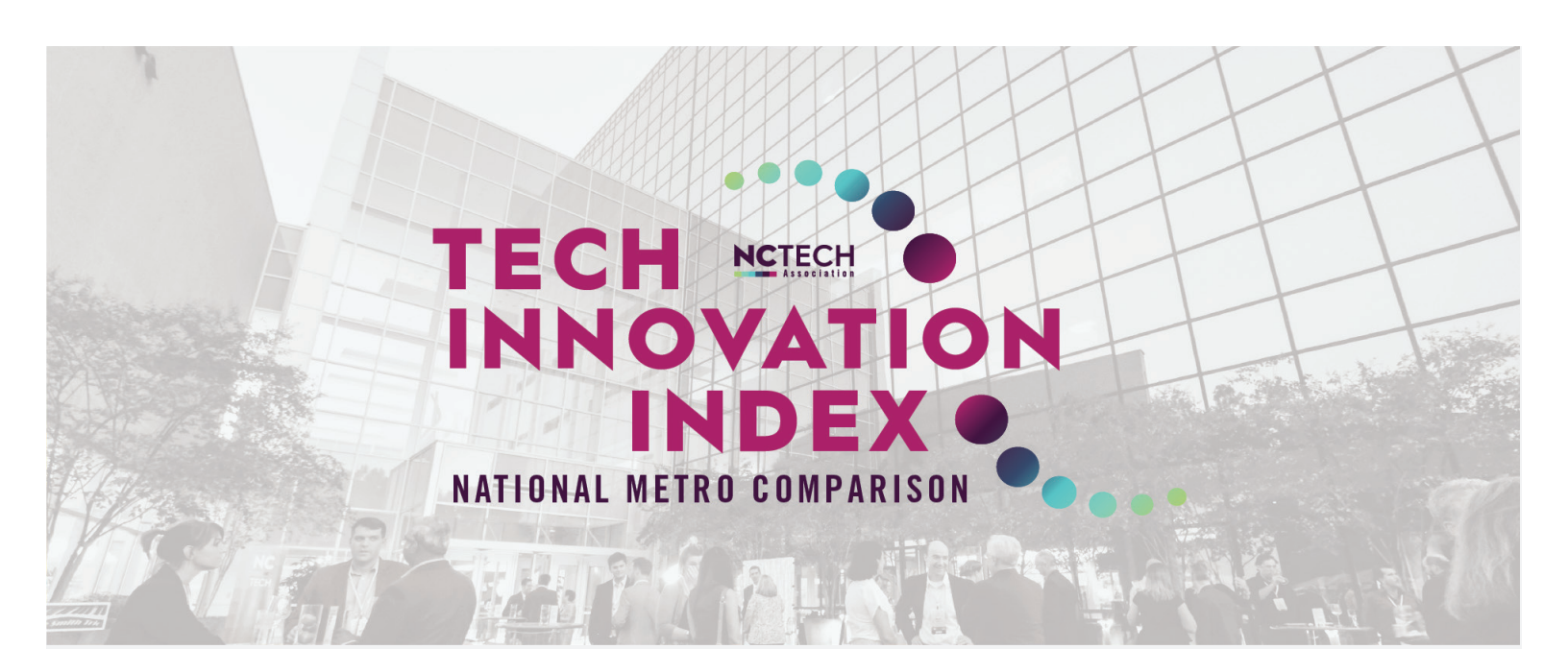
Locations	Jan '22	Jan '21
Charlotte / Concord / Gastonia	16,295	+61%
Raleigh	14,390	+33%
Durham-Chapel Hill	4,827	+42%
Greensboro / High Point	2,144	+190%
Fayetteville	1,529	+91%
Winston-Salem	1,137	+92%
Jacksonville	428	+129%
Wilmington	410	+35%
New Bern	349	+546%
Burlington	325	+34%
Goldsboro	275	+1,518%
Asheville	229	+40%
Greenville	195	+63%
Hickory / Lenoir / Morganton	166	+43%
Rocky Mount	66	+154%

## TOP 10 Credentials

Credentials
Certified Info Systems Security Professional
Security Clearance
Secret Security Clearance
Certified Scrum Master
Certified Information Security Manager
Certified Information Systems Auditor
Cisco Certified Network Associate
Project Management Institute
Cisco Certified Network Professional
Top Secret Sensitive Compartmented Information Clearance

## TOP 10 Hirers (Tech Talent)

Company
General Dynamics
Deloitte
PwC
Bank of America
Microsoft
Dell
Wells Fargo
HCL Technologies
Accenture
Ernst & Young



# TECH INNOVATION INDEX

## NATIONAL METRO COMPARISON

### Tech Innovation Index

In December 2021, NC TECH released the first Tech Innovation Index. The Index compares the state's metros' tech performance against other top metros in the country. The methodology, developed with input from tech leaders, uses a list of metrics grouped into three subindexes: tech talent supply, tech talent demand and innovation. The data used to compare metro tech performance is released annually and will be used to assess year after year. The deliverable includes a national map with the 100 metros included in the index and a published Report. Learn more at [nctech.org/research](https://nctech.org/research).

### Research Underwriters

With the support of underwriters, NC TECH commissions + releases research on the state's tech sector for the benefit of our members, and as a resource for policy makers, economic development leaders, and the media. Thank you to the 2022 Research Underwriters. For more information about becoming a Research Underwriter, visit [nctech.org/research](https://nctech.org/research) and select the Underwriter's Menu button.

### LEAD UNDERWRITERS



### ASSOCIATE UNDERWRITERS



### CONTRIBUTING UNDERWRITERS

